

# Amide and Peptide Bond Formation in Water at Room Temperature

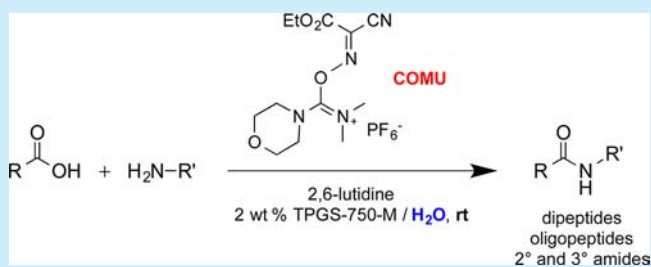
Christopher M. Gabriel,<sup>†</sup> Megan Keener,<sup>†</sup> Fabrice Gallou,<sup>‡</sup> and Bruce H. Lipshutz<sup>\*,†</sup>

<sup>†</sup>Department of Chemistry and Biochemistry, University of California, Santa Barbara, California 93106, United States

<sup>‡</sup>Novartis Pharma AG, Basel, Switzerland

**S** Supporting Information

**ABSTRACT:** A general and environmentally responsible method for the formation of amide/peptide bonds in an aqueous micellar medium is described. Use of uronium salt (1-cyano-2-ethoxy-2-oxoethylideneaminoxy)dimethylaminomorpholinocarbenium hexafluorophosphate (COMU) as a coupling reagent, 2,6-lutidine, and TPGS-750-M represents mild conditions associated with these valuable types of couplings. The aqueous reaction medium is recyclable leading to low E Factors.



Currently, the most common strategies for generating amide bonds involve use of carbodiimide, uronium, or phosphonium reagents (e.g., EDCI, HATU, BOP, etc.), which rely on benzotriazole-based activators such as HOBT and HOAt, in order to increase reaction rates and suppress racemization.<sup>1</sup> Although these methods tend to be highly effective, especially in peptide bond formation, unpredictable autocatalytic decomposition makes reagents containing a benzotriazole scaffold undesirable from the standpoint of safety.<sup>2</sup> More recently, oxime-based activators such as Oxyma **1** (Figure 1) have been put forth as safer choices relative to

remain.<sup>1</sup> To date, very few methods have been developed which utilize greener alternatives, such as water, as the reaction medium.<sup>6,7</sup>

Our approach toward making a more environmentally sound process for the formation of amide and peptide bonds was to utilize TPGS-750-M (**3**, Figure 2), a surfactant designed by our

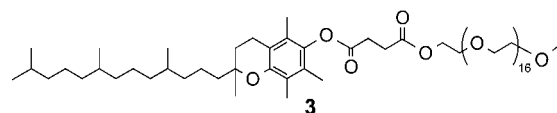


Figure 2. Structure of TPGS-750-M.

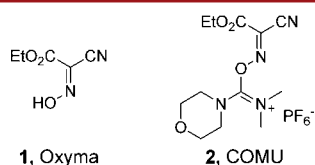


Figure 1. Structures of Oxyma and COMU.

triazole-based reagents.<sup>3</sup> The emerging popularity of Oxyma has led to the development of a highly active Oxyma-derived uronium salt (1-cyano-2-ethoxy-2-oxoethylideneaminoxy)-dimethylaminomorpholinocarbenium hexafluorophosphate (COMU), **2**, which is an attractive alternative to current coupling methods, in particular with regard to stereoretention.<sup>4</sup> Another approach to activated ester synthesis of amides comes in the form of boronic acid catalysis (BAC).<sup>5</sup> While BAC does offer the ability to form amide bonds catalytically, high catalyst cost and modest scope may be viewed as limitations of this method.

Notwithstanding these advances in amide/peptide bond constructions (*vide supra*), which lead to increased efficiency and, therefore, less organic waste, a “greener” protocol would likely be welcomed since nearly all coupling reactions are run in polar aprotic solvents (e.g., DMF, DCM).<sup>1</sup> Hence, issues such as safety, waste disposal, health, and lack of recyclability

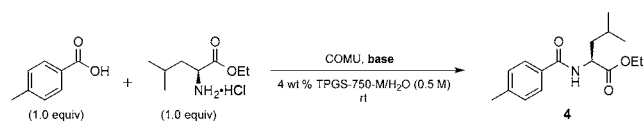
group<sup>8</sup> that, upon dissolution in water, spontaneously assembles into nanomicelles. These particles can then be utilized to solvate water-insoluble reagents and act as “nanoreactors” of the appropriate size (50–60 nm) and shape (spheres or worms) in an exclusively aqueous medium, thereby replacing commonly used organic solvents with water. Herein we report a robust general procedure for amide/peptide bond formation in water at ambient temperatures that (a) takes place in high yields; (b) offers considerable scope in terms of coupling partners; (c) shows high protecting group tolerance; (d) occurs with negligible racemization; (e) allows for facile recyclability of the reaction medium; and (f) produces very little organic waste as manifested by low E Factors.

Optimization focused on the coupling of *p*-toluic acid with *L*-Leu-OEt-HCl. Several tertiary amine bases,<sup>9</sup> concentrations, and surfactants<sup>10</sup> were screened. Eventually, the amide product could be formed in 93% yield after 13 h (Table 1, entry 2) using *N*-methylmorpholine as a base in 4 wt % TPGS-750-M/H<sub>2</sub>O. Further screening with pyridyl bases (e.g., 2,6-lutidine,

Received: June 24, 2015

Published: August 7, 2015

Table 1. Optimized Conditions for Amide Bond Formation

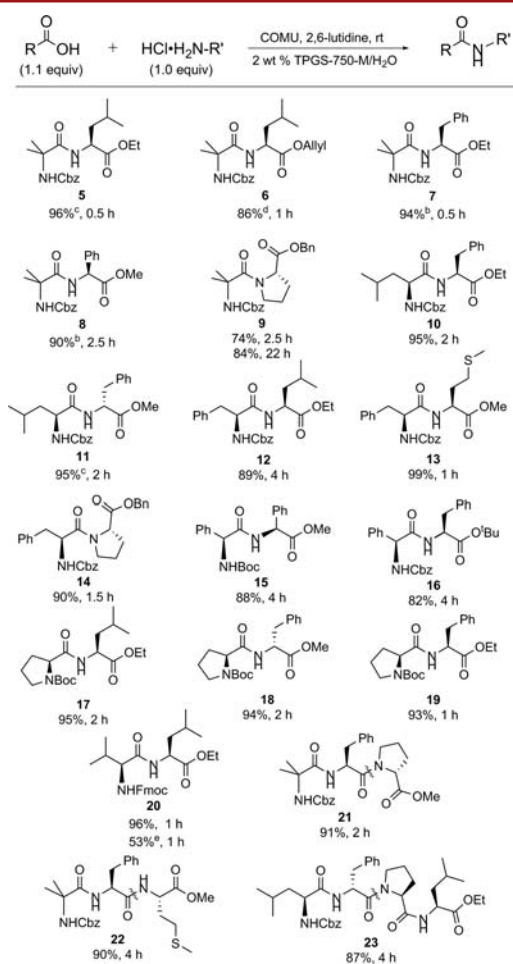


entry	base	time (h)	yield of 4 (%) <sup>a</sup>
1	<i>N</i> -methylmorpholine (2.0 equiv)	13	70
2	<i>N</i> -methylmorpholine (3.0 equiv)	13	93
3	2,6-lutidine (3.0 equiv)	0.25	>99
4	2,4,6-collidine (3.0 equiv)	4	>99

<sup>a</sup>Yields of isolated products.

2,4,6-collidine) resulted in quantitative yield of the desired product, as well as a substantial increase in reaction rate.

The optimized conditions of the model system leading to amide 4 translated well to the formation of peptide bonds. In fact, a lower surfactant concentration (2 rather than 4 wt %), while maintaining a global concentration in water of 0.5 M, could be employed, affording comparable yields and reaction times (Figure 3). The scope of this reaction proved to be quite broad, where tolerance to several common peptide *N*-terminus

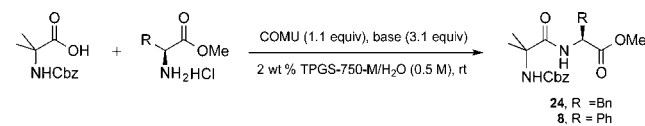


**Figure 3.** Peptide coupling products in TPGS-750-M/H<sub>2</sub>O.<sup>a</sup> Conditions (by order of addition): carboxylic acid (1.1 equiv), 2 wt % TPGS-750-M/H<sub>2</sub>O (0.5 M), 2,6-lutidine (3.1 equiv), ammonium chloride (1.0 equiv), COMU (1.1 equiv).<sup>b</sup> Yields of isolated products are reported. <sup>c</sup> 5.0 mmol scale. <sup>d</sup> From ammonium tosylate salt of Leu-OAllyl. <sup>e</sup> Isolated yield in the absence of TPGS-750-M.

protecting groups such as Cbz, Boc, and Fmoc, along with several C-terminus protecting groups such as alkyl, allyl, and benzyl esters, was noted. Especially sterically hindered amino acids such as *N*-Cbz protected  $\alpha$ -aminoisobutyric acid (*Z*-Aib-OH) coupled exceptionally well under these aqueous conditions (products 5–9) with no obvious limitations involving coupling partners such as Phe-OMe HCl, 8, and Pro-OBn HCl, 9. Similarly, coupling to form Boc-Phg-Phg-OMe, 15, was achieved in high yield (88%) after 4 h. Lipophilic product Fmoc-Val-Leu-OEt, 20, was also formed in high yield (96%) under the optimized conditions, while the same reaction yielded only 53% product in the absence of surfactant, indicative of the role of TPGS-750-M in this technology. Fmoc deprotection, typically occurring under basic conditions,<sup>11</sup> was not observed. Successful couplings were also achieved for several important oligopeptide natural product intermediates including *Chlamydocin* precursor 21,<sup>12</sup> and *Streptocidin C* precursor 23<sup>13</sup> with comparable yields and reaction times analogous to those seen previously.

Use of 2,6-lutidine was originally pursued for its known ability as an effective base for amide couplings, while reducing the extent of epimerization/racemization due to steric bulk surrounding its basic site.<sup>14</sup> Under our standard conditions leading to products *Z*-Aib-Phg-OMe (8) and *Z*-Aib-Phe-OMe (23), the chiral integrity of these materials was maintained (Table 2). Interestingly, no epimerization was observed even

Table 2. Study of Epimerization under Standard Conditions



entry	product	base	time (h)	yield <sup>a</sup>	ee <sup>b</sup>
1	24	2,6-lutidine	0.5	93%	>99%
2	24	pyridine	0.5	94%	>99%
3	8	2,6-lutidine	2.5	90%	>99%

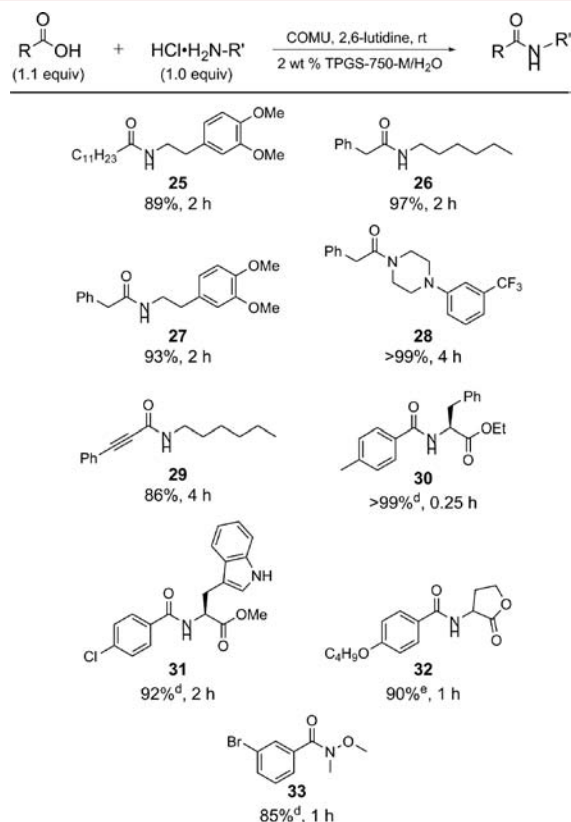
<sup>a</sup>Isolated yield. <sup>b</sup>Determined by HPLC analysis.

when pyridine was used in its place. The low occurrence of epimerization is likely due to the mildly acidic to neutral conditions (pH = 6–7) involved, which is known to be insufficient for deprotonation even of the  $\alpha$ -proton in residues such as phenylglycine.<sup>15</sup> When stronger bases such as DBU or DABCO were employed, a more alkaline reaction mixture resulted (pH = 9), and no detectable coupling product was observed. Furthermore, it was found that either increasing or decreasing the pH of a reaction where 2,6-lutidine is used as the base leads as well to lower overall yields.<sup>16</sup>

The correlation between pH and reaction yield may simply be due to amino acid solubility. Most coupling partners will dissolve readily into the aqueous surfactant solution containing 2,6-lutidine, which may solubilize each component as its corresponding carboxylate or ammonium salt. The reaction then could take place in water yielding the now insoluble carboxamide product, which may be solubilized within the micelles present in solution. This notion is supported in that these reactions do occur to varying extents in the absence of surfactant (i.e., on water), albeit, on occasion, with considerably lower product yields (e.g., Figure 3, product 20).<sup>17</sup>

In order to further explore the generality of this method, products resulting from amide bond formation were generated,

as illustrated in Figure 4. As expected, simple alkanolic acid-alkylamine-derived amides (products 25–27), including



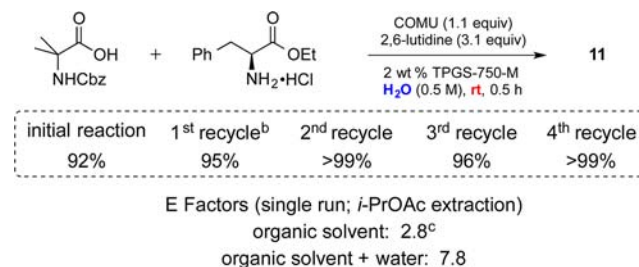
**Figure 4.** Amide products formed in TPGS-750-M/H<sub>2</sub>O.<sup>a–c</sup> Conditions (by order of addition): carboxylic acid (1.1 equiv), 2 wt % TPGS-750-M/H<sub>2</sub>O (0.5 M), 2,6-lutidine (3.1 equiv), amine (1.0 equiv), COMU (1.1 equiv).<sup>b</sup> Yields of isolated products are reported. <sup>c</sup> 1.0 M. <sup>d</sup> From ammonium chloride salt of the amine. <sup>e</sup> From  $\alpha$ -amino- $\gamma$ -butyrolactone hydrobromide; reaction temperature: 45 °C.

secondary amines such as piperazine in 28, are produced in high yields without modification to the general procedure. Amides from conjugated carboxylic acids can be produced as well under standard conditions including amide (29), as well as substituted benzamides (30–33). Reaction of *p*-chlorobenzoic acid with L-Trp-OMe-HCl afforded Benzotript<sup>18</sup> methyl ester 31 in high yield (92%) after only 2 h, while the unprotected indole nitrogen of tryptophan showed no influence on the coupling. More electron-rich benzoic acids such as 4-*n*-butoxybenzoic acid offered an unexpected challenge en route to racemic 32, where only a 36% yield was obtained after 16 h, while the undesired Oxyma-activated ester was isolated in 57% yield. To circumvent the reduced electrophilicity of this activated ester, the reaction was heated to 45 °C to afford in 90% yield product 32, with only trace amounts of the activated intermediate remaining. In addition, adduct 33 was isolated in 85% yield after only 1 h from the condensation of *m*-bromobenzoic acid and the *N,O*-dimethylhydroxylamine hydrochloride, this being the first reported synthesis of a Weinreb amide<sup>19</sup> in the absence of organic solvent.

An added benefit to performing these peptide couplings is realized given the high solubility of the urea and oxime byproducts of COMU in water. Extraction with a minimum volume of organic solvent (e.g., *i*-PrOAc) is sufficient in most cases to remove the coupling product from the reaction

mixture, thereby leading to an exceptionally low E Factor<sup>20</sup> of 2.8. The remaining aqueous mixture can then be recycled at least four additional times without change in yield (Scheme 1).

### Scheme 1. Recycling and E Factors<sup>a</sup>



<sup>a</sup>Yields of isolated products are reported. <sup>b</sup>Recycle performed by introducing all components to the aqueous reaction mixture from the previous reaction, after extraction with MTBE. <sup>c</sup>96% isolated yield.

Impurities found in the organic extracts are easily removed using typical acid/base washes followed by filtration through a silica plug to yield pure peptides, eliminating the need for further purification in most cases.<sup>21</sup>

In summary, we have developed a protocol utilizing peptide coupling reagent COMU (2) and designer surfactant TPGS-750-M (3) in water as a general method for generating peptide and amide bonds. This methodology successfully addresses several environmental issues, including: replacement of organic solvent with very small amounts of water as the reaction medium, avoidance of benzotriazole activators, recycling of the aqueous surfactant solution, and minimal use of organic solvents for workup/purification. Further studies on this coupling approach that feature multiple bond-formations in aqueous nanomicelles in a single pot will be the subject of a future report from these laboratories.

## ■ ASSOCIATED CONTENT

### Supporting Information

The Supporting Information is available free of charge on the ACS Publications website at DOI: 10.1021/acs.orglett.5b01812.

Experimental procedures, characterization data, <sup>1</sup>H and <sup>13</sup>C NMR spectra, and HPLC chromatograms (PDF)

## ■ AUTHOR INFORMATION

### Corresponding Author

\*E-mail: lipshutz@chem.ucsb.edu.

### Notes

The authors declare no competing financial interest.

## ■ ACKNOWLEDGMENTS

Financial support provided by Novartis is warmly acknowledged with thanks. We acknowledge Sigma-Aldrich (Dr. Subir Ghorai) for kindly supplying some of the reagents used in this study.

## ■ REFERENCES

- (1) (a) El-Faham, A.; Albericio, F. *Chem. Rev.* **2011**, *111*, 6557. (b) Montalbetti, C. A. G. N.; Falque, V. *Tetrahedron* **2005**, *61*, 10827.
- (2) Wehrstedt, K. D.; Wandrey, P. A.; Heitkamp, D. *J. Hazard. Mater.* **2005**, *126*, 1.

(3) Subirós-Funosas, R.; Prohens, R.; Barbas, R.; El-Faham, A.; Albericio, F. *Chem. - Eur. J.* **2009**, *15*, 9394.

(4) (a) El-Faham, A.; Subirós-Funosas, R.; Prohens, R.; Albericio, F. *Chem. - Eur. J.* **2009**, *15*, 9404. (b) El-Faham, A.; Albericio, F. *J. Pept. Sci.* **2010**, *16*, 6. (c) Subirós-Funosas, R.; Nieto-Rodríguez, L.; Jensen, K. J.; Albericio, F. *J. Pept. Sci.* **2013**, *19*, 408. (d) Cherkupally, P.; Acosta, G. A.; Nieto-Rodríguez, L.; Spengler, J.; Rodríguez, H.; Khattab, S. N.; El-Faham, A.; Shamis, M.; Luxembourg, Y.; Prohens, R.; Subirós-Funosas, R.; Albericio, F. *Eur. J. Org. Chem.* **2013**, *2013*, 6372.

(5) (a) Gernigon, N.; Al-Zoubi, R. A.; Hall, D. G. *J. Org. Chem.* **2012**, *77*, 8386. (b) Maki, T.; Ishihara, K.; Yamamoto, H. *Tetrahedron* **2007**, *63*, 8645. (c) Ishihara, K.; Ohara, S.; Yamamoto, H. *J. Org. Chem.* **1996**, *61*, 4196.

(6) MacMillan, D. S.; Murray, J.; Sneddon, H. F.; Jamieson, C.; Watson, A. J. B. *Green Chem.* **2013**, *15*, 596.

(7) (a) Wang, Q.; Wang, Y.; Kurosu, M. *Org. Lett.* **2012**, *14*, 3372. (b) Hojo, K.; Ichikawa, H.; Onishi, M.; Fukumori, Y.; Kawasaki, K. *J. Pept. Sci.* **2011**, *17*, 487. (c) Hojo, K.; Hara, A.; Kitai, H.; Onishi, M.; Ichikawa, H.; Fukumori, Y.; Kawasaki, K. *Chem. Cent. J.* **2011**, *5*, 49. (d) Hojo, K.; Ichikawa, H.; Fukumori, Y.; Kawasaki, K. *Int. J. Pept. Res. Ther.* **2008**, *14*, 373. (e) Hojo, K.; Ichikawa, H.; Maeda, M.; Kida, S.; Fukumori, Y.; Kawasaki, K. *J. Pept. Sci.* **2007**, *13*, 493. (f) Galanis, A. S.; Albericio, F.; Grötl, M. *Org. Lett.* **2009**, *11*, 4488. (g) Salam, S. M. A.; Kagawa, K.; Kawashiro, K. *Tetrahedron: Asymmetry* **2006**, *17*, 22. (h) Kunishima, M.; Imada, H.; Kikuchi, K.; Hioki, K.; Nishida, J.; Tani, S. *Angew. Chem., Int. Ed.* **2005**, *44*, 7254. (i) De Marco, R.; Tolomelli, A.; Greco, A.; Gentilucci, L. *ACS Sustainable Chem. Eng.* **2013**, *1*, 566.

(8) (a) Lipshutz, B. H.; Ghorai, S.; Abela, A. R.; Moser, R.; Nishikata, T.; Duplais, C.; Krasovskiy, A. *J. Org. Chem.* **2011**, *76*, 4379. (b) Lipshutz, B. H.; Ghorai, S. *Aldrichimica Acta* **2008**, *41*, 59.

(9) See [Supporting Information](#) for additional base screening data.

(10) See [Supporting Information](#) for surfactant screening data.

(11) Wuts, P. G. M.; Greene, T. W. *Greene's Protective Groups in Organic Synthesis*, 4<sup>th</sup> ed.; John Wiley & Sons, Inc.: NJ, 2007; Chapter 7.

(12) Newkirk, T. L.; Bowers, A. A.; Williams, R. W. *Nat. Prod. Rep.* **2009**, *26*, 1293.

(13) Gebhardt, K.; Pukall, R.; Fiedler, H.-P. *J. Antibiot.* **2001**, *54*, 428.

(14) Carpino, L. A.; El-Faham, A. *J. Org. Chem.* **1994**, *59*, 695.

(b) Brieke, C.; Cryle, M. J. *Org. Lett.* **2014**, *16*, 2454.

(15) (a) Smith, G. G.; Sivakua, T. *J. Org. Chem.* **1983**, *48*, 627.

(b) Stroud, E. D.; Fife, D. J.; Smith, G. G. *J. Org. Chem.* **1983**, *48*, 5368.

(16) See [Supporting Information](#) for pH adjustment study

(17) See [Supporting Information](#) for additional examples comparing reactions conducted in the absence of surfactant.

(18) Hahne, W. F.; Jensen, R. T.; Lemp, G. F.; Gardner, J. D. *Proc. Natl. Acad. Sci. U. S. A.* **1981**, *78*, 6304.

(19) Nahm, S.; Weinreb, S. M. *Tetrahedron Lett.* **1981**, *22*, 3815.

(20) (a) Sheldon, R. A. *Chem. Ind.* **1992**, 903. (b) Lipshutz, B. H.;

Ghorai, S. *Green Chem.* **2014**, *16*, 3660. (c) Lipshutz, B. H.; Isley, N. A.; Fennewald, J. C.; Slack, E. D. *Angew. Chem., Int. Ed.* **2013**, *52*, 10911.

(21) The only observed products of this reaction are the desired peptide/amide, byproducts from COMU decomposition, and, in some cases, trace amounts of the activated ester. Incomplete reactions show predominately unreacted SM. Addition of extra COMU is usually not an option due to the slurry-like property of the final reaction mixture.